

Patient information factsheet

Chair exercises

It's important to do regular exercises while sat in a chair to maintain the strength in your leg muscles. Your physiotherapist will advise you on which of these exercises you need to do and how regularly.

- 1) Sit in a chair. Squeeze your bottom cheeks together.

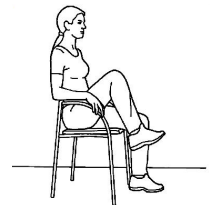
Hold for ten to 15 seconds.

Repeat ____ times.



- 2) Sit in a chair. Keep your knees bent. Lift one knee towards the ceiling, then the other, so that you are effectively marching.

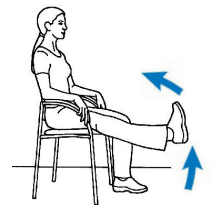
Repeat ____ times.



- 3) Sit in a chair and pull your toes up. Tighten your thigh muscle and straighten your knee.

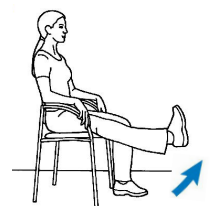
Hold this for ten seconds and then relax your leg back down.

Repeat ____ times.

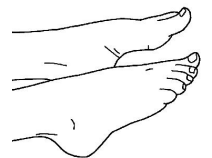


- 4) Sit and bend your knee as much as possible, then straighten it.

Repeat ____ times.



- 5) Sitting with your feet on the floor, lift your heels up and down.



If you need a translation of this document, an interpreter or a version in large print, Braille or on audio tape, please telephone 023 8120 4688 for help.