

# Who took part in the survey?

This slide is included to help you interpret responses and to provide information about the population of maternity service users who took part in the survey.



**507** invited to take part



**177** completed



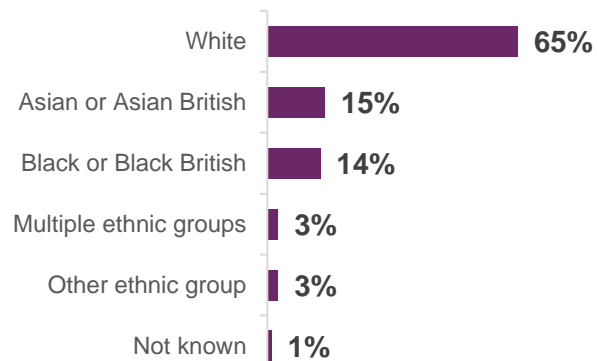
**35%** response rate

41% average trust response rate

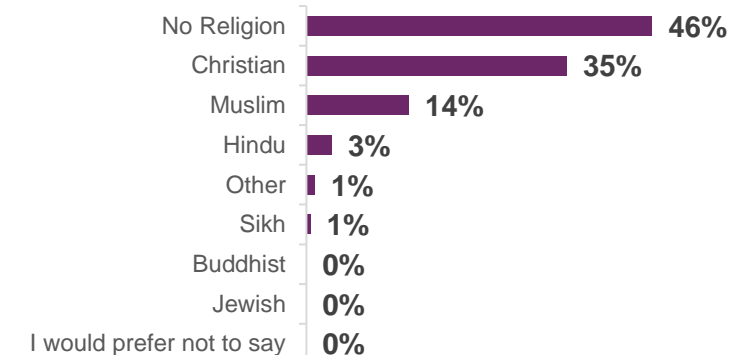
46% response rate for your trust for 2022



## ETHNICITY

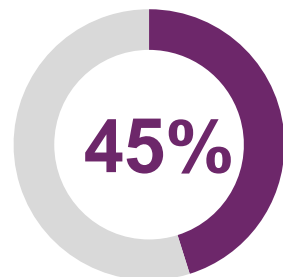


## RELIGION



## PARITY

How many babies have you given birth to before this pregnancy?

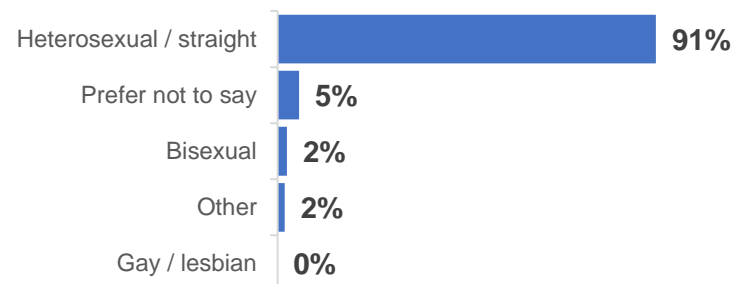


of respondents gave birth to their first baby.

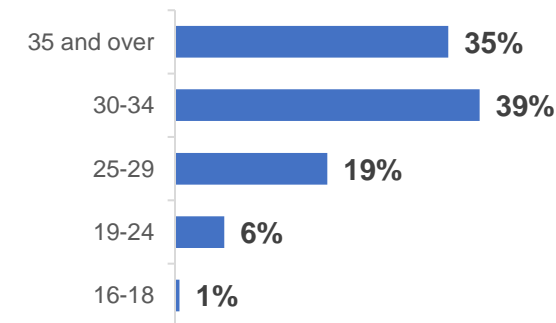


## SEXUALITY

Which of the following best describes how you think of yourself?



## AGE



# Summary of findings for your trust

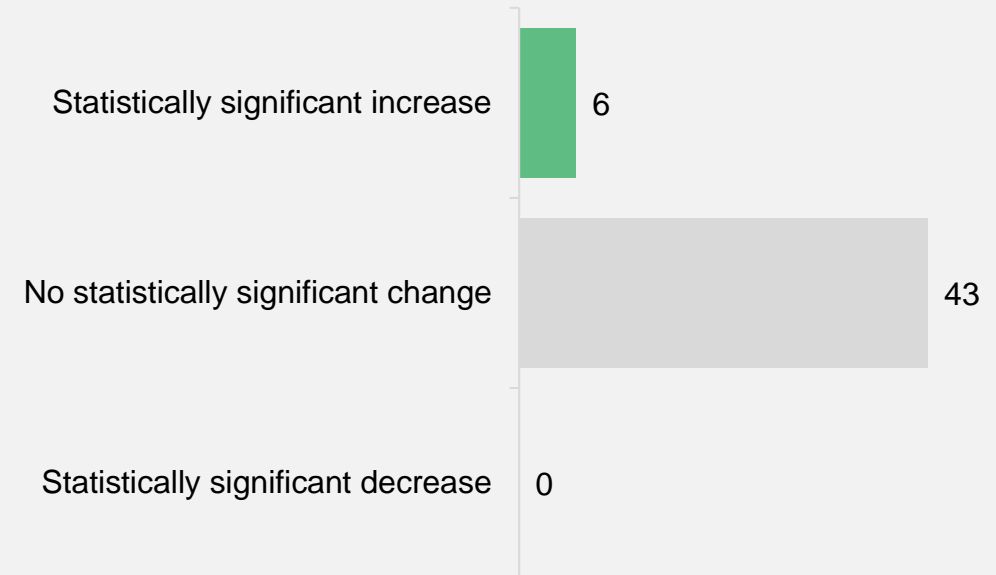
## Comparison with other trusts

The **number of questions** in this report at which your trust has performed better, worse, or about the same compared with most other trusts.



## Comparison with results from 2022

The **number of questions** in this report where your trust showed a statistically significant increase, decrease, or no change in scores compared to 2022 results.



For a breakdown of the questions where your trust has performed better or worse compared with all other trusts, please refer to the appendix section [“comparison to other trusts”](#).

# NHS Maternity Survey 2023

## Results for University Hospital Southampton NHS Foundation Trust

### Where maternity service users' experience is best

- ✓ During antenatal check-ups, maternity service users being given enough information from either a midwife or doctor to help decide where to have their baby.
- ✓ Maternity service users being given appropriate information and advice on the risks associated with an induced labour, before being induced.
- ✓ During antenatal check-ups, service users being asked about their mental health by midwives.
- ✓ Maternity service users (and / or their partner or a companion) being left alone by midwives or doctors at times when it worried them during labour and birth.
- ✓ Midwives or the doctor appearing to be aware of service users' medical history during antenatal check-ups.

### Where maternity service users' experience could improve

- Partners or someone else involved in the service user's care being able to stay with them as much as the service user wanted during their stay in the hospital.
- Maternity service users being able to see or speak to a midwife as much as they wanted during their care after birth.
- Maternity service users receiving help and advice from health professionals about their baby's health and progress in the six weeks after the birth.
- Maternity service users being involved in the decision to be induced.
- Maternity service users feeling that midwives and other health professionals gave them active support and encouragement about feeding their baby.

These questions are calculated by comparing your trust's results to the average of all trusts who took part in the survey. "Where maternity service users experience is best": These are the five results for your trust that are highest compared with the average of all trusts who took part in the survey. "Where maternity service users experience could improve": These are the five results for your trust that are lowest compared with the average of all trusts who took part in the survey.

This survey looked at the experiences of individuals in maternity care who gave birth between January and March 2023 at University Hospital Southampton NHS Foundation Trust. Between May and August 2023, a questionnaire was sent to 507 individuals. Responses were received from 177 individuals at this trust. If you have any questions about the survey and our results, please contact [NHS TRUST TO INSERT CONTACT DETAILS].

