



University Hospital  
Southampton  
NHS Foundation Trust

# Your digital pregnancy care record BadgerNotes

Badger **Notes**

# What is BadgerNotes?

BadgerNotes is an easy-to-use online platform and app that gives pregnant women access to their maternity notes at any time. It works alongside the BadgerNet system used by midwives and doctors.

## What BadgerNotes lets you do

- View your maternity notes on your phone, tablet or computer
  - Check upcoming appointments and receive reminders
    - See test results and important updates
- Read personalised pregnancy information based on your stage of pregnancy
  - Upload your birth plan and preferences
  - Complete questionnaires (where available)
- Keep everything secure, digital and in one place — no more carrying paper notes

## Why it's helpful

- Up-to-date information available whenever you need it
- Helps improve communication with your maternity team
- Reduces the chance of missing information or documents
- Makes your pregnancy journey more convenient and organised

# How to get the Badgernotes app



Download the Badgernotes app on  
Apple store or Google play



Or use the web browser  
[www.badgernotes.net](http://www.badgernotes.net)

## Before you begin

You will need:

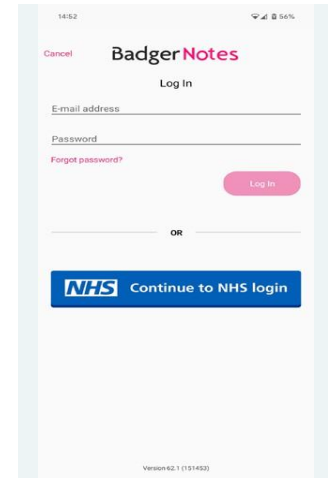
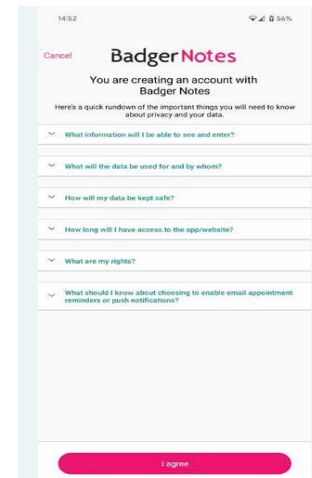

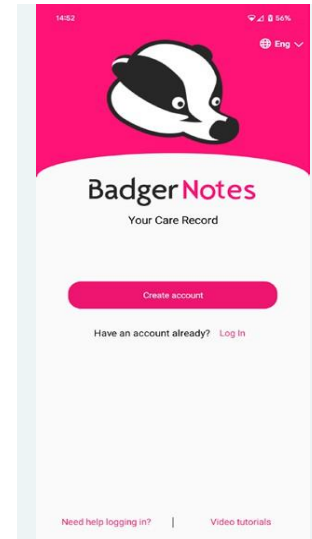
- The account activation phrase emailed to you
- The email address that you shared with us during your self-referral
- Your mobile phone to receive the verification text via the number you shared with us at time of your self-referral



## Logging in

When you open the BadgerNotes app, you will see the opening screen with a **create account** button to create an account and a smaller link to login if you already have an account from a previous pregnancy.

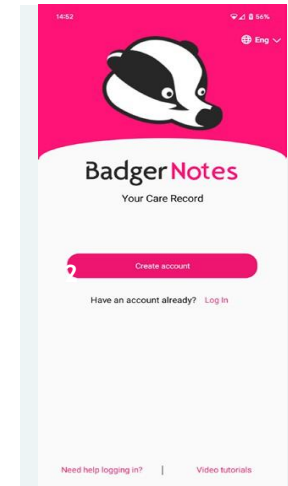
- If you tap create account, you will be asked to confirm your email address and your account activation phrase
- When you press the **Next** button, you will be asked to agree to BadgerNotes Privacy Policy and Terms and Conditions.
- If you tap **Log In** you will be taken to the login screen, where you can login using your existing email and password, or by using your NHS login.



## Setting the language

You can change the language displayed in BadgerNotes from the top right of the opening screen.

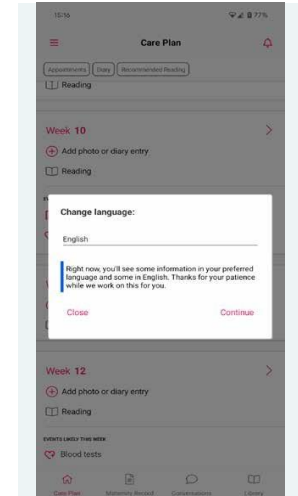
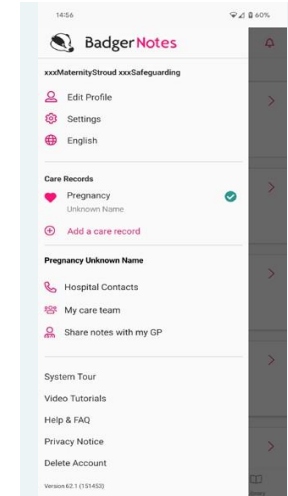
- Tap the **Eng** button to select a different language.
- A **Change language** dialogue box will appear. If you tap **English** a list of other supported languages are displayed.



## If you're already logged in

If you're already logged in, you can still change the language.

- Open the menu by tapping the menu button, then tap **English**
- A **Change language** dialogue box will appear. If you tap **English** a list of other supported languages are displayed .
- The supported languages are: English, Welsh, Polish, Punjabi, Bengali, Spanish, Portuguese, Romanian, Lithuanian, Somali, and Maori.



## Have you used Badger Notes or Maternity Notes previously?

You can add your new care record to your existing account; you need to keep using your existing login details or choose forgotten password to reset the account.

- Log in using your existing password
- Tap the menu icon in the top left-hand corner to open the menu

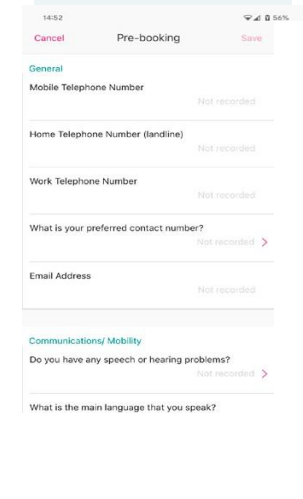
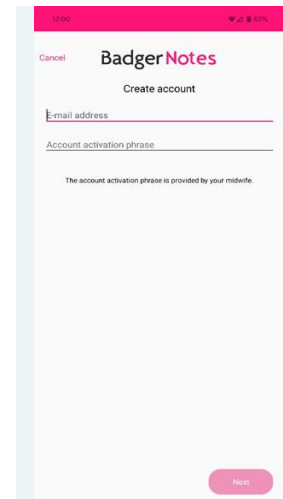

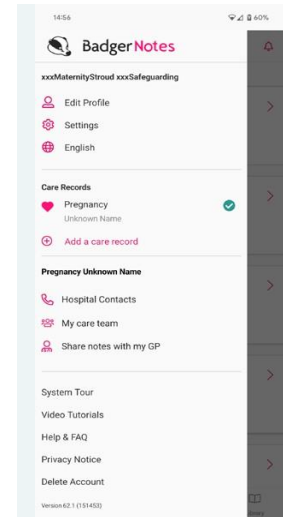
Enter the account activation phrase that has been provided by your midwife. This will add your current pregnancy.

Once the account is activated you will see the option appear under care records.

## Complete your pre-booking questionnaire

Your community midwife will ask you to complete this before she meets you for your booking appointment.

This can be revisited and updated until the day of your booking appointment.

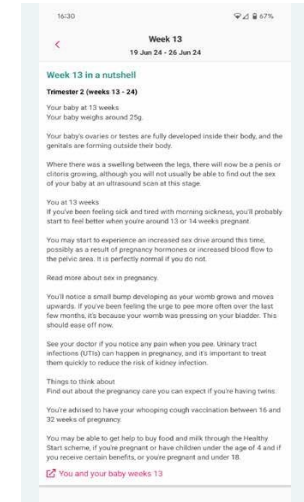
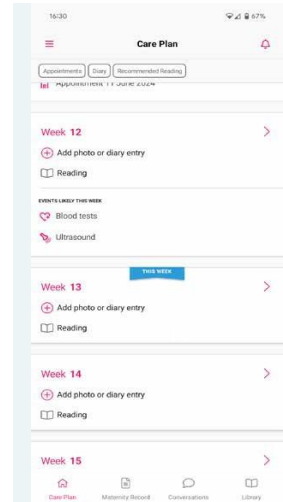


## Care plan

The care plan section is a week-by-week timeline of your pregnancy, and the information personalised after your booking appointment

Learn about your baby's development

- View reading recommended by your midwife by tapping the **Reading** label
- Learn about what might happen each week
- View your booked appointments Write a personal diary entry and add a photo

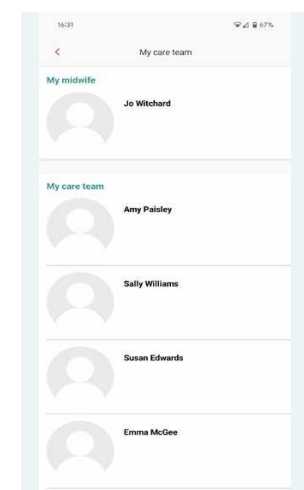
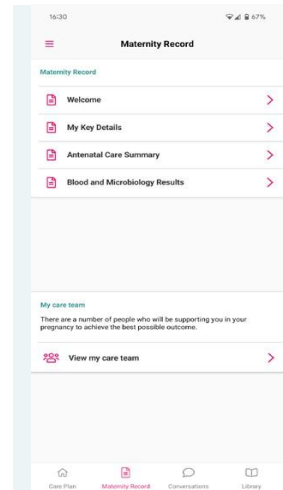


## Maternity record

The maternity record section contains information recorded by those looking after you in your pregnancy .

The antenatal care summary report will grow into a chronological record of some of your pregnancy key events.

- View information from your medical record
- View who is in your care team

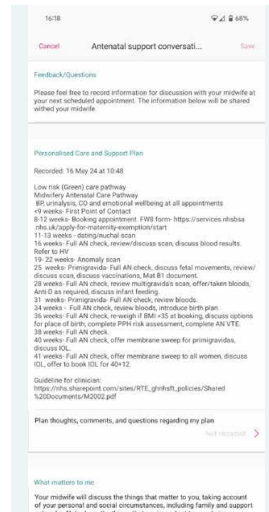
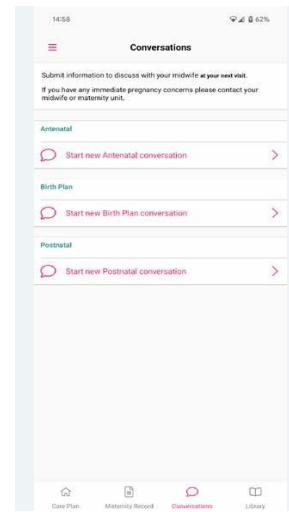


# Conversations

Share your thoughts and questions about your antenatal care, birth plan and postnatal care to your midwife – they will review this at your next appointment.

Select the **Conversations** tab and select either:

- Antenatal support conversation
- Postnatal support conversations
- Birth plan

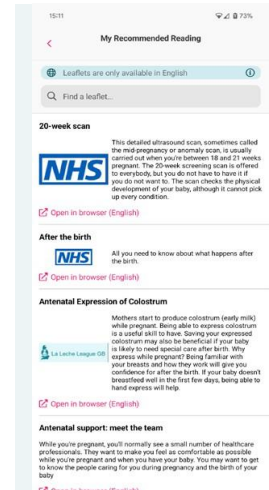
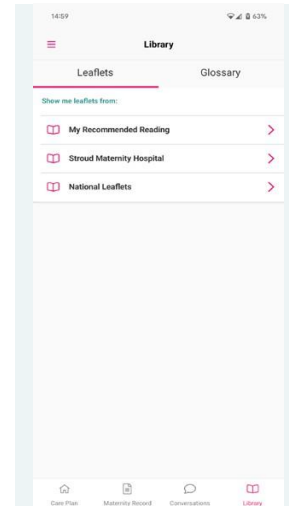


# Library

Select the **Library** tab in the bottom right hand corner to view our hospital's library of pregnancy leaflets, videos and links to verified web pages.

We have some leaflets in different languages. As more multilingual leaflets become available, we'll add them.

For **National Leaflets**, select your preferred language at the top of the screen to see which leaflets are available in that language.



## If you need help with the BadgerNotes app

Visit [www.badgernotes.net/help](http://www.badgernotes.net/help) for troubleshooting and advice. If this doesn't solve your problem, contact your midwife.



## If you need this guide in another format

If you require this guide in another format, such as a different language email: [uhsdigitalmaternity@uhs.nhs.uk](mailto:uhsdigitalmaternity@uhs.nhs.uk)



**University Hospital Southampton**  
NHS Foundation Trust

**University Hospital Southampton**  
**NHS Foundation Trust**  
Tremona Road, Southampton  
Hampshire, SO16 6YD

[www.uhs.nhs.uk](http://www.uhs.nhs.uk)