

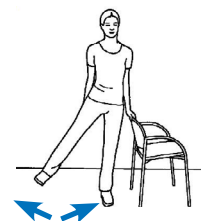
## Patient information factsheet

### Standing exercises

It's important to do regular exercises while standing to maintain the balance and strength in your leg muscles. This factsheet contains some standing exercises for you to do at home. Your physiotherapist will advise you on which of these exercises you need to do and how regularly.

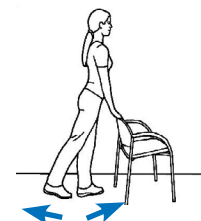
- 1) In a standing position, hold onto a stable surface. Move your leg out to the side and then slowly return it to the starting position. Keep your trunk (torso) straight during this exercise.

Repeat \_\_\_\_ times.



- 2) In a standing position, hold onto a stable surface. Move your leg backwards, keeping your knee straight. Try not to lean forwards.

Repeat \_\_\_\_ times.



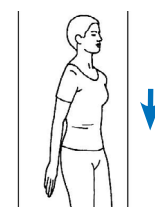
- 3) In a standing position, hold onto a stable surface. Bring your knee up towards your chest.

Repeat \_\_\_\_ times.




- 4) Stand with your back against the wall and your feet hip width apart and away from the wall. Gently bend your knees and then straighten them, so your body slides up and down the wall.

Repeat \_\_\_\_ times.



- 5) Stretch one leg behind you, keeping your knee straight and your foot flat on the floor. Gently lean forwards until you feel a stretch in your calf muscle.

Hold for \_\_\_\_ seconds. Repeat \_\_\_\_ times.

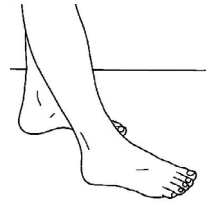


# Patient information factsheet



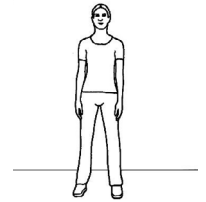
- 6) In a standing position, hold onto a stable surface. Step forwards so that the heel of one foot is next to the toes of your other foot (like you are tightrope walking).

Repeat \_\_\_\_ times.



- 7) In a standing position, hold onto a stable surface. Take side steps to the left and right.

Repeat \_\_\_\_ times.



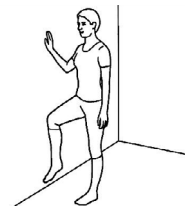
- 8) Sitting with your arms crossed, stand up and then sit down slowly on a chair. This can be made easier and harder by changing the height of the chair.

Repeat \_\_\_\_ times.



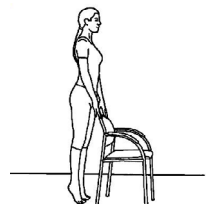
- 9) Stand next to a supportive surface and try to maintain your balance on one leg.

Hold for \_\_\_\_ seconds.



- 10) In a standing position, hold onto a stable surface. Raise up onto your tiptoes.

Repeat \_\_\_\_ times.



If you are a patient at one of our hospitals and need this document translated, or in another format such as easy read, large print, Braille or audio, please telephone **0800 484 0135** or email **patientsupporthub@uhs.nhs.uk**

For help preparing for your visit, arranging an interpreter or accessing the hospital, please visit **www.uhs.nhs.uk/additionalsupport**