

e-CAMIS e-Learning Navigation & General Information

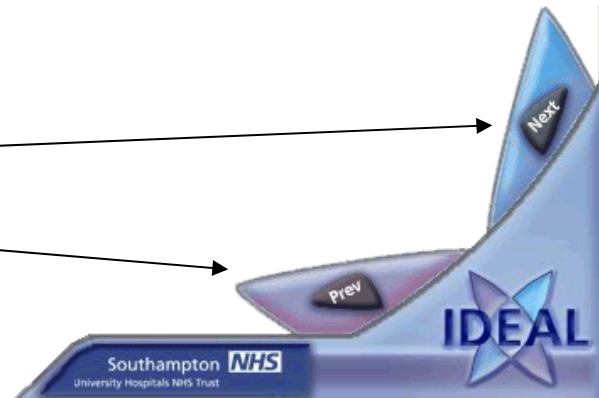
Playback Controller

On all of the screens simulating the e-CAMIS system you will find the following navigation menu or 'playback controller':

The controller will always appear in the bottom right corner of the screen.

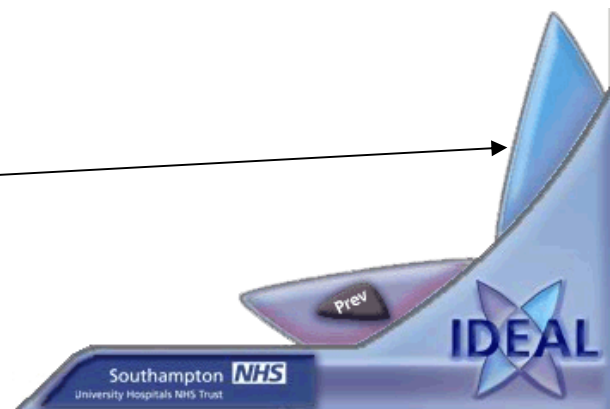
The Next button will allow you to proceed through screens of information.

The Previous button will allow you to repeat previous screens of information.



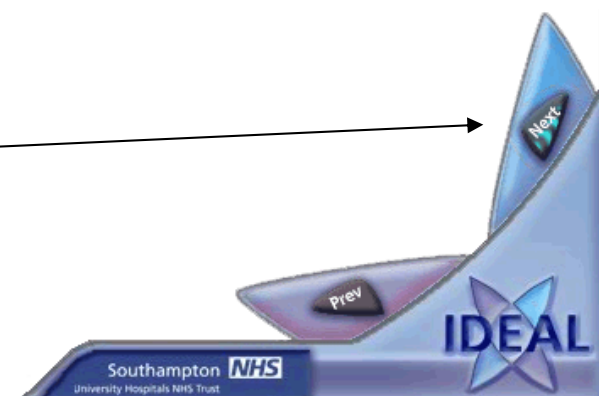
The pace of the display of information on screen within the e-Learning can be controlled by you, by only proceeding to the next screen of information when you are ready by clicking on the next button.

On screens where you are required to interact with the simulation (for example to enter text), the playback controller will hide the Next button as shown here, until the actions required have been completed successfully.



When the e-Learning package is ready to proceed to the next screen or display the next instruction or information caption, the playback controller will highlight that the Next button should be clicked on, as shown here.

On screen this will look like a 'pulse' of blue lights travelling across the button.



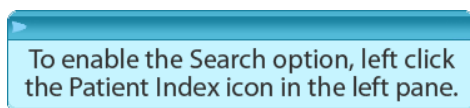
Captions

Through-out all of the e-Learning packages, information will be displayed on screen to provide you with essential information, and guide you through the e-CAMIS processes.

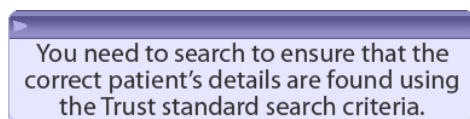
They have been colour coded to categorise the information being shown, and to help you identify when an action is and is not required.



This burgundy coloured caption indicates an error, and is emphasising that you have not completed the instruction given



This blue coloured caption indicates an action that you are required to carry out



This purple coloured caption, indicates important information about e-CAMIS or Trust processes is being conveyed that you must read in full

Learning Support Team
IDEAL